


Purge valve for hydrostatic transmission

A-VSL-R-34-R

08.64.05.00.04

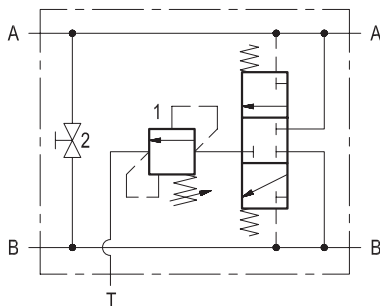
RE 18310-25

Edition: 05.2017



Description

The inlets A-A and B-B are connected to and crossed by the pressure lines of a closed loop hydraulic transmission. As pressure rises in either line, the internally piloted 3-way/3-positions spool opens the lower pressure line to tank through the purge relief valve (1). This allows a portion of the charge pump flow to be exhausted to tank after the oil has done its work, and allows an identical volume of fresh oil to get into the closed loop system. When the directional control (and the motion) is reversed, the spool switches in the opposite direction, maintaining hot oil exhaust. A closed by-pass (2) is fitted between ports A and B: if opened it allows to rotate the motor without hydraulic power, for example if the machine needs towing.

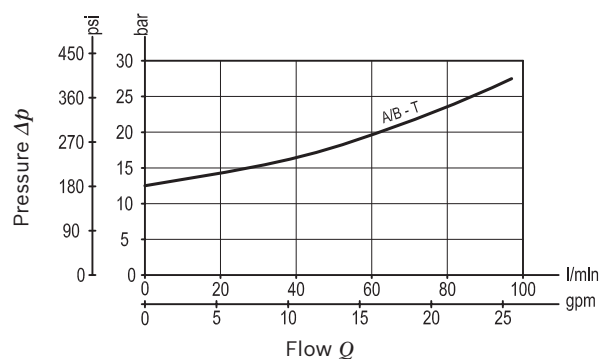


Technical data

Max. operating pressure	350 bar (5000 psi)
Exhaust flow capacity: 90 l/min (24 gpm) suitable for use in transmission circuits up to 450 l/min (120 gpm), if the re-newed oil needs to be at least 20% of the maximum main flow.	
Pressure setting of the purge relief valve (1): it can be made through the threaded adjuster reachable after unscrewing the outmost portion of the Tank hexagon sleeve (refer to the SPRINGS table for details).	
By-pass screw (2): it can be opened if the transmission motor or pump need to be rotated when the machine is not in operation; normally, the by-pass must be locked down and stay closed for correct performance of the transmission.	
Weight	4.7 kg (10.4 lbs)
Manifold material	Zinc plated steel
Fluid	Mineral oil (HL, HLP) according DIN 51524
Fluid temperature range	-30 °C to 100 (-22 to 212 °F)
Viscosity range	10 to 500 mm ² /s (cSt)
Recommended degree of fluid contamination	Class 19/17/14 according to ISO 4406
Other technical data	see data sheet 18350-50

Note: for applications outside these parameters, please consult us.

Characteristic curve



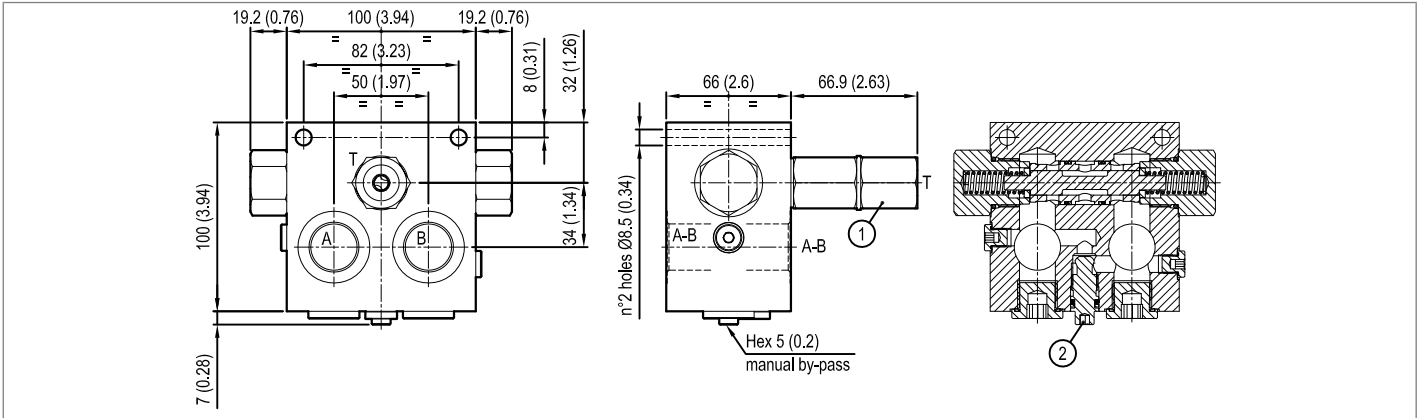
Ordering code

08.64.05.00			04			
Purge valve for hydrostatic transmission						
SPRINGS						
Adj. pressure range bar (psi)	Pres. increase bar/turn (psi/turn)	Std. setting bar (psi) cracking press.	Port sizes	A	B	T
5-25 (75-365)	6 (87)	12 (175)	04	G 3/4	G 3/4	G 1/2

Preferred types

Type	Material number	Type	Material number
086405000400000	R930004091		

Dimensions



Bosch Rexroth Oil Control S.p.A.
Via Leonardo da Vinci 5
P.O. Box no. 5
41015 Nonantola – Modena, Italy
Tel. +39 059 887 611
Fax +39 059 547 848
compact-hydraulics-pib@boschrexroth.com
www.boschrexroth.com/compacthydraulics

© This document, as well as the data, specifications and other information set forth in it, are the exclusive property of Bosch Rexroth Oil Control S.p.a.. It may not be reproduced or given to third parties without its consent. The data specified above only serve to describe the product. No statements concerning a certain condition or suitability for a certain application can be derived from our information. The information given does not release the user from the obligation of own judgment and verification. It must be remembered that our products are subject to a natural process of wear and aging. Subject to change.